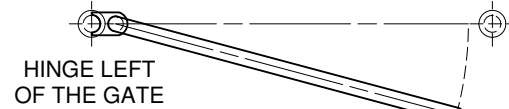


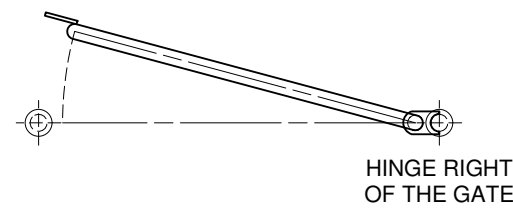
TOP VIEW
ARROW INDICATES PERSON
STANDING THIS SIDE OF THE GATE

NE SWING



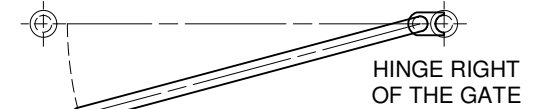
TOP VIEW
ARROW INDICATES PERSON
STANDING THIS SIDE OF THE GATE

SE SWING



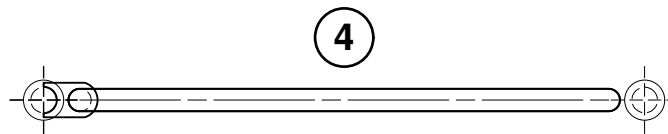
TOP VIEW
ARROW INDICATES PERSON
STANDING THIS SIDE OF THE GATE

NW SWING



TOP VIEW
ARROW INDICATES PERSON
STANDING THIS SIDE OF THE GATE

SW SWING



OFFICE USE ONLY

WO No.:
PD No.:

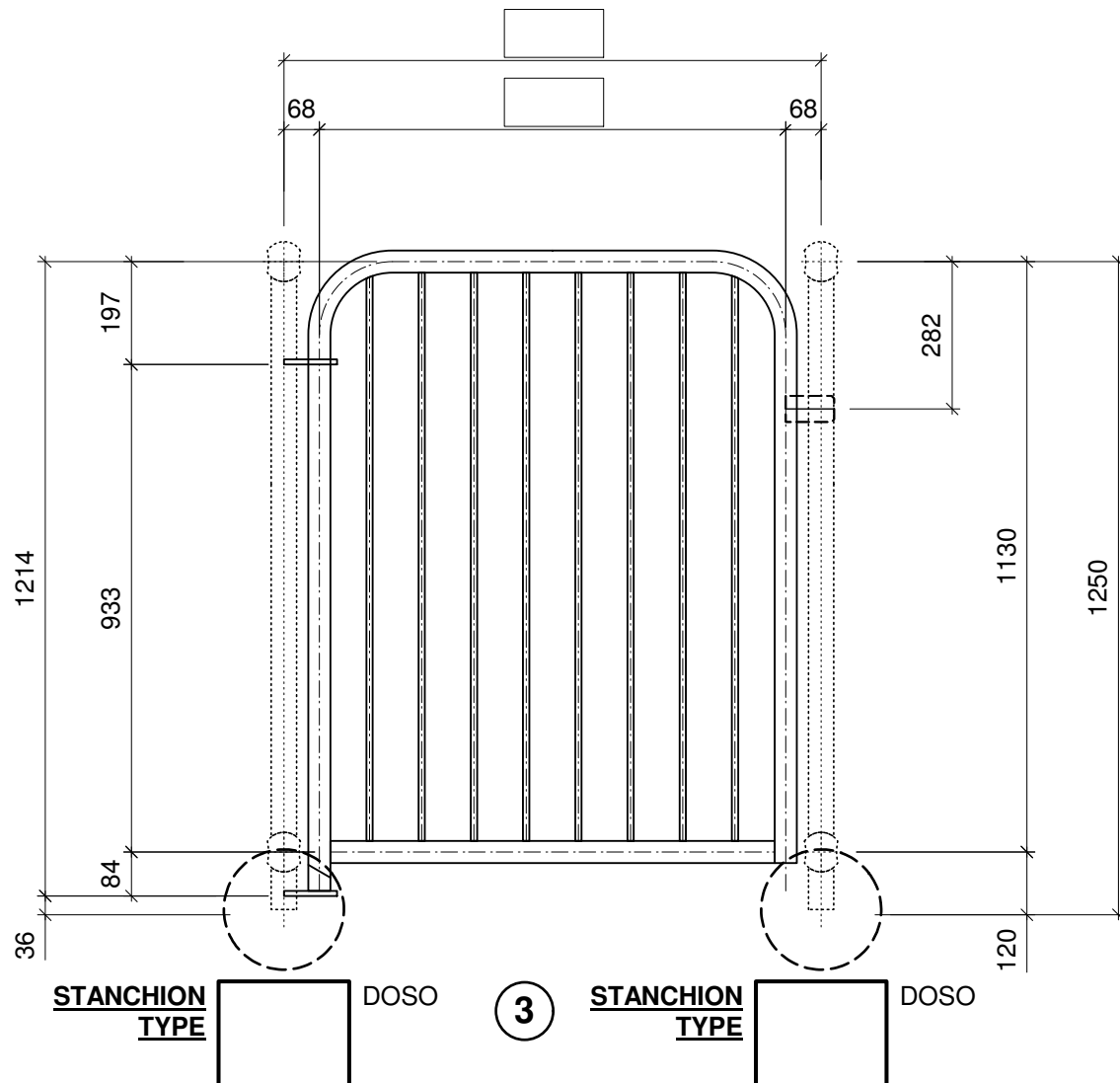
WHAT TO DO? (PLEASE COMPLETE EACH STEP)

- 1 - CIRCLE REQUIRED SWING FOR GATE
 - 2 - PROVIDE DIMENSION FOR STANCHION CENTRES AND/ OR GATE CENTRES
 - 3 - PROVIDE TYPE OF STANCHION/ S (IF NOT REQUIRED - 'N/A')
****THIS DRAWING ONLY ALLOWS FOR 'S', 'S90', 'SC' & 'SO' ONLY****
PLEASE REFER TO DRAWING 'STD-SCG-001' FOR OTHER STANCHIONS
 - 4 - IF APPLICABLE, CIRCLE STANCHION BASE PLATE POSITION AND TICK THE APPROPRIATE BOX/ BOXES IN RELATION TO THE DIRECTION/ S OF HANDRAIL PIPE/ S
 - 5 - IF KICKPLATE IS REQUIRED PLEASE PROVIDE THE HEIGHT OF THE KICKPLATE IN RELATION TO STANCHION/ S
PLEASE REFER TO THE '**WEBFORGE - ACCESS SYSTEMS**' CATALOGUE, **OCTOBER 2015, PAGE 22**
 - 6 - CIRCLE REQUIRED STOPPER FOR GATE
- PROVIDE MATERIAL AND FINISH OF GATE/ S
- NUMBER OF GATE/ S REQUIRED

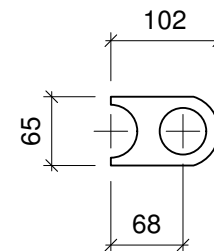
NOTES:

1. HANDRAIL WELDING DETAIL AS PER WEBFORGE STD-101 U.N.O.
2. COMPLIANCE WITH AS1657 REQUIRES MINIMUM WIDTH OF 600MM.
3. MAXIMUM GATE CENTRE SIZE:
 - WITHOUT KICKPLATE TO BE 1064MM CENTRES
 - WITH KICKPLATE TO BE 864MM CENTRES(REFER TO THE 'WEBFORGE ACCESS SYSTEMS' CATALOGUE)

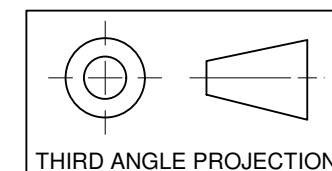
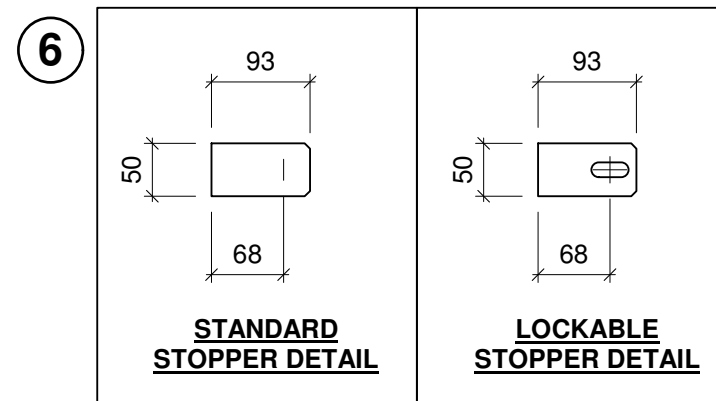
1	NOTE REVISED	TH	13/03/20
0	ISSUED FOR FABRICATION	TH	30/05/18
REV	PARTICULARS	BY	DATE
<div><div>WEBFORGE A valmont COMPANY</div><div>AUSTRALIA 1300 266 666 www.webforge.com.au info@webforge.com.au</div><div>NEW ZEALAND 0800 932 367 www.webforge.co.nz info@webforge.co.nz</div></div>			
CLIENT: WEBFORGE (ANZ)			
JOB: SELF CLOSING BALUSTRADE GATE - SIDE MOUNTED			
DETAIL: ORDERING/ FABRICATION DETAILS			
WEBFORGE GRID TYPE	-	SURFACE TREATMENT	-
REQ'N No.	STD-SCG-002/0	DRAWING No.	STD-SCG-002
DATE	30/05/18	JOB No.	-
REV.	1		



ELEVATION VIEW



HINGE DETAIL



THIRD ANGLE PROJECTION

DRAWING DISCLAIMER:
WEBFORGE PROVIDES THE INFORMATION CONTAINED IN THIS DRAWING AS A GUIDE FOR YOUR INFORMATION ONLY. WEBFORGE HAS TAKEN REASONABLE CARE TO ENSURE THE ACCURACY OF THE INFORMATION AT THE TIME OF PRODUCTION. WEBFORGE EXPRESSLY DISCLAIMS ALL LIABILITY WHATSOEVER FOR (INCLUDING ANY DIRECT OR INDIRECT LOSS OR DAMAGE, COSTS OR EXPENCES HOWSOEVER INCURRED BY ANY PERSON) RELIANCE ON THE WHOLE OR ANY PART OF THE INFORMATION CONTAINED IN OR OMITTED FROM THIS DRAWING. WEBFORGE RESERVES THE RIGHT TO MAKE TECHNICAL CHANGES WITHOUT NOTICE.