

# Access Products Division



**WEBFORGE**

# Webforge Contents

## The Company

### Services:

- In excess of 50 years experience
- Branches throughout Australia, Asia and New Zealand
- Manufacture
- Design
- Technical Support
- Quotations
- Fabrication
- Quality Assurance
- Feasibility and Budget Rates
- Lump Sum and Rate Contracts
- Project Management
- Small Jobs
- Large Projects
- Computerised Job Tracking

### Products:

- Bar Grating
- Handrailing
- Expanded Metal
- Balustrades
- Drainage Grates and Cast Covers
- Sunscreens


### FLOORING

|                                |    |
|--------------------------------|----|
| Quick Guide.....               | 1  |
| Choose a Pattern.....          | 2  |
| Options .....                  | 3  |
| Coding .....                   | 4  |
| Load/Deflection Tables .....   | 6  |
| FRP .....                      | 8  |
| Expanded Metal .....           | 12 |
| Stair Treads .....             | 14 |
| Fixing Clips .....             | 16 |
| Manufacturing Tolerances ..... | 18 |
| Webplate/Webmesh .....         | 20 |
| Terminology .....              | 21 |

### HANDRAILS

|                                   |    |
|-----------------------------------|----|
| Choose a Stanchion .....          | 22 |
| Brackets/Baseplates/Offsets ..... | 24 |
| Bends/Closures/Gates .....        | 25 |
| Options/Ordering .....            | 26 |
| Specifications .....              | 27 |
| Barrier Products .....            | 28 |
| Balustrades .....                 | 29 |
| Jumbo Stanchions .....            | 30 |

CONTENTS



For Architectural Products see Hi Light Industries



For Civil Products see separate brochure



## FEATURES AND BENEFITS

Expanded metal is one continuous single sheet of mesh produced when a flat metal plate is sheared and stretched but is left intact at the 'knuckles'. It is available in a variety of thicknesses with differing sizes and designs of the apertures.

The strands and knuckles are set at a uniform angle to the plane of the sheet. This adds strength and rigidity and distributes the load to the supporting frames.

Because there are no welds or joints it operates as a structural member that distributes loads evenly over a wide area.

The high strength to weight ratio makes it suitable for many industrial and ornamental applications.

No loose strands or welds means minimal deterioration from constant exposure or movement.

A further feature is the provision of an excellent anti-slip surface. This makes the product suitable for ramps (e.g. inclined walkways adjacent to conveyors) platforms and stair treads.

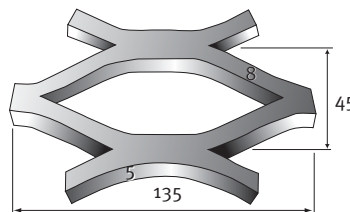
The open nature of the product provides good visibility through the mesh as well as the easy passage of air and sound whilst ensuring security and protection.

## Expanded Metal

FLOORING



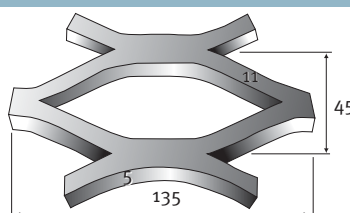
**WM50080**  
Pattern



**SWM = 45**  
**LWM = 135**  
**THICKNESS = 5**  
**WIDTH = 8**  
**HEIGHT = 16**



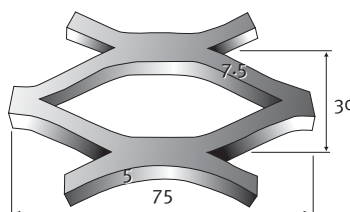
**WM50110**  
Pattern



**SWM = 45**  
**LWM = 135**  
**THICKNESS = 5**  
**WIDTH = 11**  
**HEIGHT = 22**



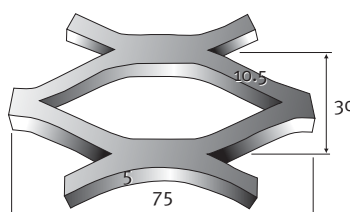
**WM50075**  
Pattern



**SWM = 30**  
**LWM = 75**  
**THICKNESS = 5**  
**WIDTH = 7.5**  
**HEIGHT = 15**



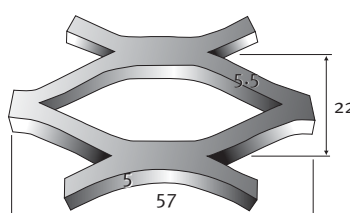
**WM50105**  
Pattern



**SWM = 30**  
**LWM = 75**  
**THICKNESS = 5**  
**WIDTH = 10.5**  
**HEIGHT = 21**



**WM50055**  
Pattern



**SWM = 22**  
**LWM = 57**  
**THICKNESS = 5**  
**WIDTH = 5.5**  
**HEIGHT = 11**

### MATERIAL

#### MILD STEEL

Recommended for impact, high load applications where economy and strength are paramount.

#### CODES:

M = Mild

### TOP SURFACE

#### SAFETY

The raised angular pattern provides excellent grip on inclined walkways.

#### CODES:

R = Raised

### TREATMENT/COLOUR

#### EXPANDED METAL

Available Galvanised (ASNZ 4680), Bitumen Dipped or left Untreated.

#### CODES:

G = Galvanised  
B = Bitumen Dipped  
U = Untreated

### PANEL SIZE

#### EXPANDED METAL

Available in a range of sizes that allow for direct placement onto support steel without the need for cutting.

#### CODES:

1 = 3000 x 1200 LWM  
2 = 3000 x 900 LWM  
3 = 3000 x 750 LWM  
4 = 3000 x 600 LWM  
10 = 2300 x 1200 LWM  
11 = 2300 x 900 LWM  
12 = 2300 x 750 LWM  
13 = 2300 x 600 LWM  
14 = 1200 x 2400 LWM

# Expanded Metal



## HOW TO ORDER EXPANDED METAL

1. Choose a pattern from page 12.
2. Add the options for Material, Top Surface and Treatment and Panel Size if required.
3. Panel size suffix should be stated only if you want a stock panel.

Examples:

WM5008MRU 1/6500 x 750 LWM (in 3 pieces)

WM50110MRG 2/27000 x 900 LWM (each in 9 pieces of 3000 x 900)

WM50075MRU2 1/3000 x 900 LWM Stock Panel

WM50080MRU

All as per drawing supplied.

## FEATURES/BENEFITS

Expanded metal is one continuous single sheet of mesh produced when a flat metal plate is sheared and stretched but is left intact at the 'knuckles'. It is available in a variety of thicknesses with differing sizes and designs of the apertures.

The strands and knuckles are set at a uniform angle to the plane of the sheet. This adds strength and rigidity and distributes the load to the supporting frames.

Because there are no welds or joins it operates as a structural member that distributes loads evenly over a wide area.

The high strength to weight ratio makes it suitable for many industrial and ornamental applications.

No loose strands or welds means minimal deterioration from constant exposure or movement.

A further feature is the provision of an excellent anti-slip surface. This makes the product suitable for ramps (e.g. inclined walkways adjacent to conveyors) platforms and stair treads.


The open nature of the product provides good visibility through the mesh as well as the easy passage of air and sound whilst ensuring security and protection.

## Load/Deflection Table

| Product    | Nominal Mesh size SW x LW | Thickness mm | Strand Width mm | Mass kg/m <sup>2</sup> | U = kPa<br>D = mm | Simple Span mm |      |      | 4kPa 5mm Defl Span |
|------------|---------------------------|--------------|-----------------|------------------------|-------------------|----------------|------|------|--------------------|
|            |                           |              |                 |                        |                   | 600            | 900  | 1200 |                    |
| WM50080*** | 45 x 135                  | 5            | 8               | 14                     | U                 | 4.7            | 2.2  | 1.2  | 775                |
|            |                           |              |                 |                        | D                 | 3              | 4.5  | 6    |                    |
| WM50110*** | 45 x 135                  | 5            | 11              | 19                     | U                 | 6.3            | 2.85 | 1.7  | 860                |
|            |                           |              |                 |                        | D                 | 3              | 4.5  | 6    |                    |
| WM50075*** | 30 x 75                   | 5            | 7.5             | 22                     | U                 | 5.6            | 2.65 | 1.5  | 790                |
|            |                           |              |                 |                        | D                 | 3              | 4.5  | 6    |                    |
| WM50105*** | 30 x 75                   | 5            | 10.5            | 28                     | U                 | 8              | 3.6  | 2    | 920                |
|            |                           |              |                 |                        | D                 | 3              | 4.5  | 6    |                    |
| WM50055*** | 22 x 57                   | 5            | 5.5             | 17                     | U                 | 7.33           | 3.02 | 1.05 | 725                |
|            |                           |              |                 |                        | D                 | 3              | 4.50 | 6    |                    |

Note: Where \*\*\* indicates Material, Top Surface, Treatment/Colour. See options page 10.

Recommended minimum landing = >25mm.





CHINA

THAILAND

VIETNAM

PHILIPPINES

MALAYSIA

SINGAPORE

INDONESIA

NORTH QUEENSLAND

QUEENSLAND

NEW SOUTH WALES

WESTERN AUSTRALIA

VICTORIA

NEW ZEALAND

# WEBFORGE

Through its network of operations throughout Australia, New Zealand and Asia, Webforge has the resources and experience to service a complete range of projects whatever the complexity or size.

# Webforge Worldwide Centres

## Australia

Webforge (NSW)  
73-75 Bassett Street  
Mona Vale NSW 2103  
Phone: (02) 9998 1300  
Fax: (02) 9998 1340  
Postal: PO Box 440  
Mona Vale NSW 1660  
Email: nsw\_sales@webforge.com.au

Webforge (QLD)  
1149 Kingsford Smith Drive  
Pinkenba QLD 4008  
Phone: (07) 3859 8300  
Fax: (07) 3859 8390  
Postal: PO Box 1452  
Eagle Farm QLD 4009  
Email: qld\_sales@webforge.com.au

Webforge (VIC)  
142-146 Fairbank Rd  
Clayton South VIC 3169  
Phone: (03) 8551 2414  
Fax: (03) 8551 2409  
Postal: Private Bag 155  
Clayton South VIC 3169  
Email: vic\_sales@webforge.com.au

Webforge (WA)  
24 Tennant Street  
Welshpool WA 6106  
Phone: (08) 9373 5100  
Fax: (08) 9373 5108  
Postal: PO Box 151  
Bentley WA 6982  
Email: wa\_sales@webforge.com.au

Webforge (North Queensland)  
68 Crocodile Crescent  
Mount St John QLD 4818  
Phone: (07) 4753 1666  
Fax: (07) 4753-1650  
Postal: PO Box 7740  
Garbutt QLD 4814  
Email: tville\_sales@webforge.com.au

Webforge (Minto)  
57-65 Airds Road  
Minto NSW 2566  
Phone: (02) 9998 1353  
Fax: (02) 9998 1351  
Postal: PO Box 5262  
Minto NSW 2566  
Email: minto\_sales@webforge.com.au

Webforge (South Australia)  
7 Senna Road  
Wingfield SA 5013  
Phone: (08) 8169 2350  
Fax: (08) 08 8169 2355  
Postal: PO Box 2607  
Regency Park DC SA 5942  
Email: sa\_sales@webforge.com.au

## New Zealand

Webforge (NZ) Ltd  
23 Kelvin Grove Road  
Palmerston North NZ  
Phone: (06) 356 1246  
Fax: (06) 356 7782  
Postal: PO Box 1506  
Palmerston North NZ  
Email: nz\_sales@webforge.co.nz

## Asian Centres

### China

Guangzhou Webforge Grating Co Ltd  
No. 6 Jinhua 3rd Street  
Economic & Technological  
Development Zone  
Guangzhou 510730  
China  
Phone: 86 20 8221 2739  
Fax: 86 20 8221 2792  
Email: gmgeo@gdnet.com.cn

Wuxi Webforge Grating Co.  
No. 5 Taishan Road  
National Hi-Tech Development Zone  
Wuxi, Jiangsu 214028  
China  
Phone: 0510 8521 1188 126  
Fax: 0510 8521 5188  
Email: webwuxi@public1.wx.js.cn

### Indonesia

PT. Webforge Indonesia  
Kawasan Industri Jababeka  
Jl. Jababeka V Kav. V-9  
Cikarang - Bekasi 17530 Alam  
P.O. Box B05/BKSLC/17550A  
Indonesia  
Phone: 62 21 893 4513  
Fax: 62 21 893 4516  
E-mail: sales@webforge.co.id

### Malaysia

Webforge (KL) Sdn Bhd  
Lot 3, Jalan Gudang 16/9  
Section 16, 40700 Shah  
P.O. Box 7601, 40720 Shah Alam  
Selangor Darul Ehsan  
Malaysia  
Phone: 60 3 5519 0652  
Fax: 60 3 5519 0749  
Email: webkl@webforge.com.my

### Middle East

Webforge Middle East  
P.O. Box 18641  
LOB 14 544  
Jebel Ali Free Zone  
Dubai, U.A.E  
Phone: 9714 887 3346  
Fax: 9714 887 3347  
Email: webforge@emirates.net.ae

## Phillippines

Webforge Phillipines, Inc.  
Main Avenue cor. Hologram Street  
Light Industry and Science Park 1  
(L.I.S.P.1)  
Cabuyao, Laguna 4025  
Phillippines  
Phone: 63 49 543 0441  
Fax: 63 49 543 0440  
Email: sales@webforge.com.ph

## Singapore

Webforge (Singapore) Pte Ltd  
31 Jurong Port Road #02-12M  
Jurong Logistic Hub  
Singapore 619115  
Phone: 65 6861 3611  
Fax: 65 6861 8344  
Email: sales@webforge.com.sg

## Thailand

Webforge (Thailand) Ltd  
(Head Office & Factory)  
Amata City Industrial Estate  
7/110 Moo 4  
Tumbol Mapyangporn  
Amphur Pluakdaeng  
Rayong 21140  
Thailand  
Phone: 66 38 956 099  
Fax: 66 38 956 097  
Email: sales@webforge.co.th

(Sales & Marketing)  
899 Thai CC Tower  
Room #161, 16th Floor  
South Sathorn Road, Yannawa  
Sathorn, Bangkok 10120  
Thailand  
Phone: 66 2 672 3972  
Fax: 66 2 672 3966

## Vietnam

Representative Office in Vietnam  
Webforge (KL) Sdn Bhd  
Unit 614, Me Linh Point Tower  
2 Ngo Duc Ke, District 1  
Ho Chi Minh City  
Vietnam  
Phone: 84 8 520 2787  
Fax: 84 8 827 4661  
Email: webforgekl\_khanh@hcm.vnn.vn

[www.webforge.com.au](http://www.webforge.com.au)

# WEBFORGE

## Brochures also available

Architectural Screens  
Civil Products  
Expanded Metal Products  
Planking Products  
Outlook Sunscreens

**Disclaimer:** While Webforge has taken all reasonable care in preparing this brochure, Webforge takes no responsibility for loss resulting from relying on its contents. Customers should make their own enquiries as to whether any products described in this brochure are suitable for their intended use. Information in this brochure may change without notice.